


Tupu



# Time to Hide



**Ready to Read** Phonics Plus

by Maggie Boston | illustrated by Giselle Clarkson

### Whānau Notes

Your child can read the story to you.

Help them with any words they don't know.

After reading, talk about the story, characters, and pictures.

# Time to Hide



by Maggie Boston

illustrated by Giselle Clarkson

Published 2023 by the Ministry of Education,  
PO Box 1666, Wellington 6140, New Zealand.  
[www.education.govt.nz](http://www.education.govt.nz)

Text copyright © Crown 2023  
Illustrations copyright © Crown 2023

All rights reserved.  
Enquiries should be made to the publisher.

Development and publishing services: University of Canterbury, Smartwork Creative,  
Massey University, CORE Education | Tātai Aho Rau, and Lift Education E Tū.


ISBN 978 1 77690 190 6 (print)  
ISBN 978 1 77690 191 3 (online PDF)

Replacement copies may be ordered from Ministry of Education Customer Services,  
online at [www.thechair.co.nz](http://www.thechair.co.nz)  
by email: [orders@thechair.minedu.govt.nz](mailto:orders@thechair.minedu.govt.nz)  
or freephone 0800 660 662.

Please quote item number 90190.




The tide is out.  
Crab and Clam have  
time on the wet sand.



“I like to dig in the sand,”  
says Clam.

“Time for me to hide.”



“I like to creep on the wet sand,” says Crab.  
“Time to look for food.”



A gull is on the rock.  
It can see Crab and  
Clam on the sand.  
“I like to eat crabs  
and clams,” says the gull.



The gull is up in the sky  
looking at Crab and Clam.  
Time to swoop.



Crab must run away  
from the gull.

He speeds back to  
the rock.





Time to hide.

“The gull cannot eat me,”  
says Crab. “I am safe.”

## Focus point

- This book includes the split digraph **i\_e** and the vowel teams **oo** as in **loop** and **ee** as in **see**. There are sound cards for **i\_e**, **oo**, and **ee**.

## Before reading

This book provides children with the opportunity to practise reading the letters and sounds they are learning in meaningful connected text.

### Say each sound quickly

a\_e e\_e i\_e o\_e u\_e ee oo

### Blend the sounds together to read a word

time hide speeds tide swoop creep

### High-frequency words

out have away

## During reading

- Show the book to the children and read the title together. Make a connection between the title and the picture.
- The children read each page together using their decoding skills. Once the page is read, guide them to connect the meaning of the text with the illustration.
- If a child gets stuck while reading, help them blend the sounds together to read the word.

### Words to tell

eat sky looking

Remind children to sound out the letters they already know.

## Spelling

Use previously learned letters and sounds to help children spell and read words. If this word spells **time**, can you spell **tide**? Change **tide** to **side**.

- time → tide → side → slide
- deep → weep → sweep → swoop

## Vocabulary

Tell the children the meaning of any new vocabulary:

- **eat**: chew and swallow food
- **sky**: our view of space above us
- **looking**: searching for something using our eyes
- **swoop**: quickly drop down through the air

## After reading

### Discussion questions

- Why is the sand wet?
- Where does Clam hide?
- Where does Crab hide?

### Story discussion

Talk with children about a time when they went to the beach. Did they see any wildlife there? Lots of interesting things wash up on the beach when the tide goes out. Discuss the things the children may have found.

### Fluency

Reread the story to build accuracy and fluency.

### Story retell

Ask the children to retell the story to a buddy.



**Rākau**  
Tree



**Māhuri**  
Sapling



**Tupu**  
Seedling

### Focus sounds

oo

ee

i\_e



**Kākano**  
Seed

