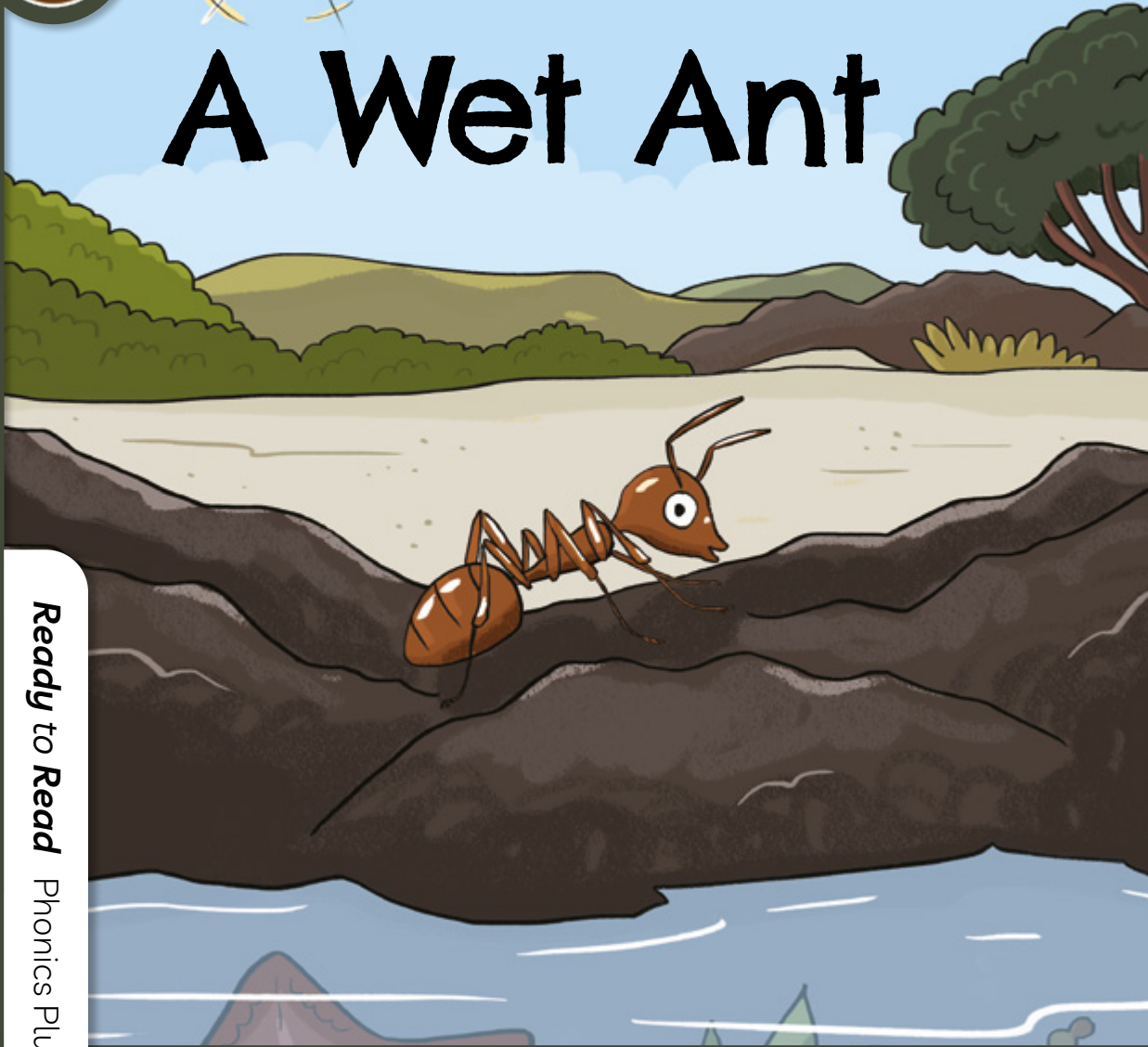


Kākano



A Wet Ant



Ready to Read Phonics Plus

by Maggie Boston | illustrated by Giselle Clarkson

Whānau Notes

Your child can read the story to you.

Help them with any words they don't know.

After reading, talk about the story, characters, and pictures.

A Wet Ant



by Maggie Boston

illustrated by Giselle Clarkson

Published 2023 by the Ministry of Education,
PO Box 1666, Wellington 6140, New Zealand.
www.education.govt.nz

Text copyright © Crown 2023

Illustrations copyright © Crown 2023

All rights reserved.

Enquiries should be made to the publisher.

Development and publishing services: University of Canterbury, Smartwork Creative,
Massey University, CORE Education | Tātai Aho Rau, and Lift Education E Tū.

ISBN 978 1 77690 186 9 (print)

ISBN 978 1 77690 187 6 (online PDF)

Replacement copies may be ordered from Ministry of Education Customer Services,

online at www.thechair.co.nz


by email: orders@thechair.minedu.govt.nz

or freephone 0800 660 662.

Please quote item number 90186.



Ant is on a big rock.




Ant gets hot in
the sun.



A hat is on the rock.




Ant can get in
the hat.



Ant is in the hat.

Ant is not hot.



The hat tips.
Ant dips.



Ant is not hot,
but Ant is wet.


Focus points

- This book includes the letters **ck** for the /k/ sound in the word **rock**, where two letters are used for one sound. There is a sound card for **-ck**.
- It has words with four letters and four sounds – gets, tips, dips. Help children blend the first three sounds to make a word and then add **s** (g-e-t → get → gets).
- Draw children’s attention to the similarity between the words **and** and **ant**.
- High-frequency words are words that appear frequently in written texts. Point these words out to children as they read.

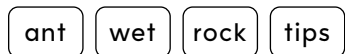
Before reading

This book provides children with the opportunity to practise reading the letters and sounds they are learning in meaningful connected text.

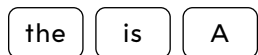
Say each sound quickly



Blend the sounds together to read a word



High-frequency words



During reading

- Show the book to the children and read the title together. Make a connection between the title and the picture.
- The children read each page together using their decoding skills. Once the page is read, guide them to connect the meaning of the text with the illustration.
- If a child gets stuck while reading, help them blend the sounds together to read the word.
- Encourage children to look out for the high-frequency words when reading.

Spelling

Use previously learned letters and sounds to help children spell and read words. If this word spells **wit**, can you spell **sit**? Change **sit** to **sick**.

- wit → sit → sick → sock
- tin → tip → tips → dips

Vocabulary

Tell the children the meaning of any new vocabulary:

- **tips**: turns over
- **dips**: falls in

After reading

Discussion questions

- Why did Ant want to get in the hat?
- What do you do when you are hot?
- Why did Ant get wet?

Story discussion

Talk about why Ant was interested in the hat. Discuss some other ways that we can cool down when we’re hot (for example, using a fan or air conditioning, going for a swim, having a cold drink).

Fluency

Reread the story to build accuracy and fluency.

Story retell

Ask the children to retell the story to a buddy.



Rākau
Tree



Māhuri
Sapling



Tupu
Seedling



Kākano
Seed

Focus sounds

k

j

v

w

y

z

-ck

