




Bug in the Hut



Ready to Read Phonics Plus

Whānau Notes

Your child can read the story to you.

Help them with any words they don't know.

After reading, talk about the story, characters, and pictures.

Bug in the Hut



by Maggie Boston

illustrated by Giselle Clarkson

Published 2023 by the Ministry of Education,
PO Box 1666, Wellington 6140, New Zealand.
www.education.govt.nz

Text copyright © Crown 2023
Illustrations copyright © Crown 2023

All rights reserved.
Enquiries should be made to the publisher.

Development and publishing services: University of Canterbury, Smartwork Creative,
Massey University, CORE Education | Tātai Aho Rau, and Lift Education E Tū.


ISBN 978 1 77690 184 5 (print)
ISBN 978 1 77690 185 2 (online PDF)

Replacement copies may be ordered from Ministry of Education Customer Services,
online at www.thechair.co.nz
by email: orders@thechair.minedu.govt.nz
or freephone 0800 660 662.

Please quote item number 90184.




A hut.




I am at the hut.




Let us get in the hut.




A big bug is in
the hut.



The big bug is mad.



Run!



Run, run, run!

Focus points

- An exclamation mark is used at the end of a sentence to express a strong feeling.
- High-frequency words are words that appear frequently in written texts. Point these words out to children as they read.

Before reading

This book provides children with the opportunity to practise reading the letters and sounds they are learning in meaningful connected text.

Say each sound quickly

l e c f u b g r h

Blend the sounds together to read a word

bug hut big run

High-frequency words

A I the is

During reading

- Show the book to the children and read the title together. Make a connection between the title and the picture.
- The children read each page together using their decoding skills. Once the page is read, guide them to connect the meaning of the text with the illustration.
- If a child gets stuck while reading, help them blend the sounds together to read the word.
- Encourage children to look out for the high-frequency words when reading.

Spelling

Use previously learned letters and sounds to help children spell and read words. If this word spells **bug**, can you spell **but**? Change **but** to **hut**.

- bug → but → hut → hug
- big → rig → rug → run

Vocabulary

Tell the children the meaning of any new vocabulary:

- **hut**: a small house

After reading

Discussion questions

- Why did the ants go to the hut?
- What do ants like to eat?
- Why did the ants run away?

Story discussion

Talk about why the ant brought all the other ants to the hut. Tell the children that when ant colonies find food, the worker ants leave a scent trail that the other ants can follow to bring the food back to the nest. Discuss other ways insects and animals work together to gather food (for example, bees bring pollen back to the hive, birds bring worms back to the nest).

Fluency

Reread the story to build accuracy and fluency.

Story retell

Ask the children to retell the story to a buddy.



Rākau
Tree



Māhuri
Sapling



Tupu
Seedling



Kākano
Seed


Focus sounds

l e c f u

b g r h



ISBN 978-1-77690-184-5



9 781776 901845 >