


Inside the Maize Maze



by **Sharon Holt**
photographs by **Anthony Russell**

*Ready
to Read*

Inside the Maize Maze

Published 2015 by the Ministry of Education,
PO Box 1666, Wellington 6140, New Zealand.
www.education.govt.nz

First published 2004 for the Ministry of Education
by Learning Media Limited, Wellington, New Zealand.

Text copyright © Sharon Holt 2004

The image on page 5 copyright © *Oceania News and Features* 2004

The photograph on the title page and the inset photograph on page 6 copyright

© Herman de Groot 2003

The photographs on pages:

2 copyright © Vincent Scheib 2003

3 (main photograph) copyright © Getty Images 2004

3 (bottom left) from the *Just Hands* image disc copyright © PhotoDisc, Inc. 1995

3 (bottom right), 4 (centre and bottom), and all bottom page borders copyright

© Adrian Fisher 2003

4 (top) copyright © Walter Wisler 2003

Inside back cover copyright © Sharon Holt 2004

All other photographs copyright © Crown 2004

Series Editor: Kay Hancock

Designer: Elton Gregory

All rights reserved.

Enquiries should be made to the publisher.

All reasonable attempts have been made to contact the copyright holders of all content.

The Ministry of Education would like to thank Beth and Andy Watson of
The Amazing Maze 'n Maize, Marton, for their support in facilitating the photography for this book.

Publishing services: Lift Education E Tū

ISBN 978 0 478 16236 3 (print)

ISBN 978 1 77690 408 2 (online)


Replacement copies may be ordered from Ministry of Education Customer Services,
online at www.thechair.co.nz

by email: orders@thechair.minedu.govt.nz

or freephone 0800 660 662


Please quote item number 16236.

The teacher support material (TSM) and audio for Ready to Read texts
can be found online at www.readytoread.tki.org.nz



by **Sharon Holt**
photographs by **Anthony Russell**

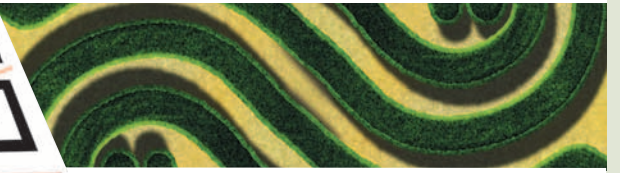
Ministry of Education



Have you ever been inside a maze?



A maze is a puzzle made of lots of paths.
The paths turn and twist inside the maze.
Only one of them will take you into the centre
or lead you to the other side.
All the other paths come to dead ends.






Some mazes are made of wood or stone.

A maze made from stone, wood, or hedges can last for a long time. Some mazes are hundreds of years old.



Some are made of hedges.



Some mazes are even made with mirrors.

There's a maze at Marton near where I live.
I went there with my friends.
This maze is made of **maize**.
Maize is a plant that looks like corn.
A maize maze lasts for only six months.
The maize is planted in October
and is cut down in April.
Then it's used to feed farm animals.

The maize maze in October



We visited the maze in March.
I looked at the huge stalks of maize.
They were much taller than any of us.
That's when I understood why we needed to carry flags.



We took our flags and followed the path leading into the maze. We turned right. We turned left.

We followed the paths deep into the maze. Sometimes we came to a dead end. There were lots of paths, but they all looked the same. All we could see in every direction was maize, maize, maize. It was easy to get lost.



There was a lifeguard standing on a platform.
She was looking out for people who were lost
so she could help them to find their way out.



We needed some help! We held our flags
high above the maize. The lifeguard came,
and she helped us to find the way to the maze exit.



It was good to see short green grass again!



The children at Frankton Primary School have their own playground maze. Joshua and Aleisha both enjoy playing games in the maze with their friends. Joshua says that a fast runner can get to the centre of their maze in twelve seconds.





The teacher support material (TSM) and audio for Ready to Read texts can be found online at www.readytoread.tki.org.nz

To go directly to audio and TSM for this book, scan the QR code or use the short URL.



Inside the
Maize Maze

bit.ly/2FyXmi4