

2.46 Describing 3D shapes

Topic: Shapes

Subtopic: 3D shapes

Activity type/skill: Forming adjectives

Literacy focus: Speaking

Genre: Instructions

Objective

- Recognise and use adjectival forms of known nouns.

What you need

- Student worksheet (see next page)

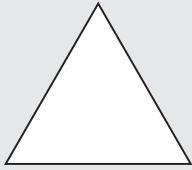
What to do

1. Look at the student worksheet and talk through forming adjectives from nouns using the example of triangle/triangular.
2. Have students write similar short sentences using appropriate noun and adjectival forms from the box at the bottom of the page. (It is useful for students to be able to recognise and use the names of shapes as adjectives in descriptions, but it is not expected that students will have a high level of accuracy at this stage.)

Extending the activity

- Help students find different forms of words they know and to use their existing knowledge to work out the meaning of the new forms, for example, they could use their understanding of the verb 'describe' to work out the meaning of 'description'. Explain that, when they encounter unknown words, they should decide whether any part of that word looks like a word they know, then test it in the context.

Activity forty-six




This is a .

This is shaped like a .

It is a shape.


It is .













circle

rectangular

square

cylinder

circular

rectangle

semi-circular

cylindrical

semi-circle

square