


Pepe Lanu-pulepule

Carmen Scanlan-Toti



Ko e tohi eni ke lau fakataha mo e kau akó.

Ko e fakahinohino 'a e faiakó mo hono fakalea 'o e tohi,
'e ma'u 'i he 'initaneti 'i he
<http://literacyonline.tki.org.nz/Pasifika-dual-language-books>

Ko e pulusi he ta'u 2017 'a e Nāunau ki he Akó,
Puha Meili 1666, Uēligatoni 6140, Nu'u Sila.
www.education.govt.nz

Fu'aki pulusi *Pepe Lanu Pulepule* mo *Spotted Butterflies*
'i he ngaahi talanoa Participation

Tohi lea faka-Pilitānia ma'u mafai © Carmen Scanlan-Toti 2005
Tohi lea faka-Tonga mo e fakatātā ma'u mafai © Pule'angá 2005

Ko e koloa 'a e Nāunau ki he Akó.
Ngaahi faka'eke'eké fai ki he kautaha pulusi.

Ngāue pulusi: Lift Education E Tū
'Étítá: Don Long mo 'Ana Maui Taufe'ulungaki
Palani fakatātā: Liz Tui Morris

ISBN 978 1 77669 032 9 (paaki)
ISBN 978 1 77669 033 6 ('initaneti)

Lava ke toe 'ota ha 'ū tohi mei he Ministry of Education Customer Services,
'initaneti www.thechair.minedu.govt.nz
'imeilí: orders@thechair.minedu.govt.nz
pe telefoni ta'e totongi 0800 660 662, fekisi ta'e totongi 0800 660 663.

Kātaki 'o hiki 'a e fiká 69032.

Pepe Lanu-pulepule

fa'u 'e
Carmen Scanlan-Toti


tā fakatātā 'e
Jennifer Lautusi

liliu 'e
Edgar Tu'inukuafe



Nāunau ki he Akó

“Ko e ‘ahó ni, te tau tā valivali ‘aki hotau nimá,”
ko e pehē ange ia ‘e Carla.
Na’e fu’u fiefia ‘a ‘Alisa.
Ko hono manakó
‘a e tā valivali ‘aki hono nimá.




Na’e tufa atu ‘e Carla
‘a e fanga ki’i kapa valí.
“Ofa pē ‘oku ‘i ai ha lanu-moli,”
na’e pehē loto pē ‘e ‘Alisa.
Ko e lanu-molí ‘oku manako taha aí.

“Carla, ‘oku ou fie tā ‘e au ha pepe lanu-moli.
Kātaki, ‘oku ‘i ai ha lanu moli?”
ko e ‘eke ange ia ‘a ‘Alisá.
Na’e tala ange ‘e Carla, “Kātaki, ‘Alisa.
‘Oku ‘ikai ke ‘i ai ha vali lanu-moli.”






Na'e kole ange 'a 'Eleni,
"Carla, tokoni mai mu'a 'o 'ai ange hoku soté?"
Pea 'alu 'a Carla 'o tokoni ki ai.




Na'e pehē leva 'e 'Alisa ke ne 'ahi'ahi
'a e lanu-engeengá.
Na'á ne mono hono tuhú
'i he vali lanu-engeengá
'o tā 'a e pepé.



Na'e pehē 'e 'Alisa,
"Oku 'ikai tama ke sai 'a e lanu-tahá.
Mahalo te u tĀnaki ha ngaahi toti lanu-pulū."



Na'e fu'u 'ohovale 'aupito 'a 'Alisa
he'ene vali'i atú.
Ko e toti lanu-puluú kuo liliu ia
'o lanu-mata!
Na'e fiu feinga 'a 'Alisa ke mānava.





Na'e toe tā 'e 'Alisa ha pepe engeenga.
Peá ne feinga ke tānaki ki ai
ha ngaahi toti lanu-kulokula.





Na'e toe mei tu'u 'a e mānava 'a 'Alisá.
Ko eni ia, kuo toti lanu-moli 'a e pepé!

Kuo papani hono louhi'i nimá
'a e vali lanu-engeengá,
puluú, mo e lanu-kulokulá.
Ka 'i he'ene pepé,
na'e 'i ai 'a e ngaahi toti lanu-mata
mo e lanu-moli.
Na'e fakakaukau lahi ki ai 'a 'Alisa.



“E Carla, ko 'eku fio 'a e engeengá mo e puluú,
peá u ma'u ai 'a e lanu-matá,
pea ko 'eku fio 'a e engeengá mo e kulokulá,
peá u ma'u ai 'a e lanu-molí!”

Na'e ha'u 'a e toko taha kotoa pē ke sio ki ai.
Na'e pehē ange 'a 'Eleni,
"Alisa, kuó ke ma'u 'a e ngaahi toti lanu-mata
mo e lanu-moli.
Ka 'oku 'ikai ke 'i ai ha vali lanu-mata
pe lanu-moli.
Na'á ke 'ai fēfee'i?"



Na'e 'eke ange 'e Sio,
"Te ke lava 'o tala mai kia au hono, 'aí?"
Na'e kamo atu 'a 'Alisa
peá ne fakahinohino'i kinaua
ki hono tā 'o ha toti lanu-moli
ha pepe engeenga.




“Kuó ke ‘ilo ‘e koe ‘a e founga
ke ma‘u ai ha lanu,” ko Carla ange ia.
“Ko ia!” ‘o malimali pōlepole a ‘Alisa,
he‘ene sio ki he‘ene pepe faka‘ofo‘ofá.



Spotted Butterflies

Carmen Scanlan-Toti



This book is for shared reading with students.

Teacher and audio support for this text is available online at
<http://literacyonline.tki.org.nz/Pasifika-dual-language-books>

Published 2017 by the Ministry of Education,
PO Box 1666, Wellington 6140, New Zealand.
www.education.govt.nz

First published as *Pepe Lanu Pulepule* and *Spotted Butterflies*
in the Participation series

English text copyright © Carmen Scanlan-Toti 2005
Lea faka-Tonga text and illustrations copyright © Crown 2005

All rights reserved.
Enquiries should be made to the publisher.

Publishing services: Lift Education E Tū
Editors: Don Long and 'Ana Maui Taufe'ulungaki
Designer: Liz Tui Morris

ISBN 978 1 77669 032 9 (print)
ISBN 978 1 77669 033 6 (online)

Replacement copies may be ordered from Ministry of Education Customer Services,
online at www.thechair.minedu.govt.nz
by email: orders@thechair.minedu.govt.nz
or freephone 0800 660 662, freefax 0800 660 663.

Please quote item number 69032.

Spotted Butterflies

by
Carmen Scanlan-Toti

illustrations by
Jennifer Lautusi



“Today, we are going to do finger-painting,”
said Carla.
‘Alisa was excited.
She loved finger-painting!




Carla passed out little tins of paint.
“I hope there’s orange,” ‘Alisa thought.
Orange was her favourite colour.




“Carla, I want to make an orange butterfly.
Is there any orange, please?” asked ‘Alisa.
“I’m sorry, ‘Alisa.
There isn’t any orange paint,”
Carla told her.






“Carla, can you help me with my shirt?”
asked ‘Eleni.
Carla went to help her.




‘Alisa decided to try yellow.
She dipped her finger
in the yellow paint
and drew a butterfly.





“This is too plain,” Alisa thought.
“Maybe I should add some blue spots.”



But when she did, she got a surprise.
The blue spots turned green!
‘Alisa gasped.




'Alisa painted another yellow butterfly.
Then she tried adding some red spots.



'Alisa gasped again.
This time, the butterfly had orange spots!



On her fingers, there was yellow,
blue, and red paint.
But on her butterflies,
there were green and orange spots.
'Alisa thought really hard.



“Carla, when I mix yellow and blue together,
I get green, and when I mix yellow and red,
I get orange!”

Everyone came over to look.

“Alisa, you’ve got green and orange spots,” said ‘Eleni.

“But there isn’t any green or orange paint.

How did you do it?”



“Can you show me how to do it, too?” Sio asked.

‘Alisa nodded and showed them how to make orange spots on a yellow butterfly.



“You’ve figured out how to make a colour,” said Carla.
“Yeah!” ‘Alisa smiled proudly,
as she looked at her amazing butterflies.