


'O Pepe Pulepule

Carmen Scanlan-Toti



‘O lenei tusi e fa’aaogā e faitau fa’atasi ai ma tamaiti ā’oga.

‘O le fesoasoani mo faiā’oga fa’atasi ai ma leo lagolago mo lenei tusi faitau e maua i le ‘upega o feso’ota’iga lea
<http://literacyonline.tki.org.nz/Pasifika-dual-language-books>

Lōmia i le 2017 e le Matāgāluuga o Ā’oga,
Pusa Meli 1666, Ueligitone 6140, Niu Sila.
www.education.govt.nz

Na fa’aigoa muamua ‘o le ‘*O Pepe Pulepule*
ma *Spotted Butterflies* i le vāega a le Participation

Puipuia fa’aletulāfono le lōmiga i le gagana ‘Igilisi i le suafa o © Carmen Scanlan-Toti 2005
Puipuia fa’aletulāfono le lōmiga i le gagana Sāmoa ma ata e le © Mālō 2005

E noanoatia ‘uma āiā.
‘O fesili e ‘ave ‘uma ‘i le kamupani na lōmia.

Tautua tau lōmiga: Lift Education E Tū
Fa’atonu: Galumalemana Afeleti L. Hunkin ma Don Long
Tusiata: Liz Tui Morris

ISBN 978 1 77669 008 4 (lolomi)
ISBN 978 1 77669 009 1 (‘upega tafā’ilagi)

E mafai ona ‘oka kopi e sui ai mai le Ministry of Education Customer Services,
‘upega o tafā’ilagi o le www.thechair.minedu.govt.nz
i le imeli o le: orders@thechair.minedu.govt.nz
po’o le telefoni lē totogia i le 0800 660 662, fesi lē totogia i le 0800 660 663.

Fa’amolemole e tusi mai le numera o le tusi lea 69008.

‘O Pepe Pulepule

na tūsia e
Carmen Scanlan-Toti


‘o ata na tūsia e
Jennifer Lautusi

na fa’aliliuina e
Masinau’ele Stowers



Matāgāluuga o Ā’oga

“O le asō, ‘ole‘ā fai ai a tātou valigāata
i tamatama‘ilima,”
‘ua fai atu ai Carla.
‘Ua fiafia tele Alisa.
E fiafia tele e valiata
i tamatama‘ilima!



‘Ua fa‘asolosolo mai ‘i fafo
e Carla tama‘i ‘apa vali.
“Talosia o iai se vali lanumoli,”
‘o le māfaufau lea o Alisa.
‘O le lanumoli e pito sili ona ia fiafia ‘i ai.




“Carla, ‘ou te mana’o e tusi se ata
o sa’u pepe lanumoli.
‘E iai se lanumoli, fa’amolemole?’
‘o le fesili lea a Alisa.
“Tālofa e, ‘Alisa.
E leai se vali lanumoli,”
na fai atu ai Carla.






“Carla, e mafai ona ‘e fesoasoani
‘i le faiga o lo‘u ‘ofutino?”
‘o le fesili lea a Elena.
‘Ua alu atu Carla e fesoasoani.



‘Ua manatu Alisa e fa‘ata‘ita‘i
le sāmasama.
‘Ua lolō lona tamatama‘ilima
‘i totonu o le vali sāmasama
ma ‘āmata loa ona tusi le ata
o le pepe.



“Ua lē lava lanu o le ata,”
‘o le manatu lea o Alisa.
“Pei e mānaia pe’ā fa’aopopo
‘i ai nai togitogi lanumoana.”



‘Ae ina ‘ua ia tago atu e fai,
na te’i ‘o ia.
‘Ua liu lanumeamata
togitogi lanumoana!
‘Ua māpuea Alisa.



Na vali e Alisa se isi pepe lanusāmasama.
Na ia taumafai loa e fa'aopoopo 'i ai
ni togitogi lanumūmū.



'Ua toe māpuea fo'i Alisa.
'O lea 'ua iai togitogi lanumoli
i le pepe!





I ona tamatama'ilima,
'ua iai le lanusāmasama, lanumoana,
ma le lanumūmū.
'A'o ana pepe 'olo'o iai togitogi lanumeamata
ma togitogi lanumoli.
'Ua māfaufau loloto nei Alisa.



“Carla, ‘a ‘ou tago e tu’ufa’atasi le lanusāmasama
ma le lanumoana, ‘ua lanumeamata,
'ae ‘a ‘ou tago e tu’ufa’atasi le sāmasama
ma le lanumūmū, ‘ua lanumoli!”

'Ua ō mai 'uma nei tagata e matamata.
"Alisa, 'o lenā 'ua iai au togitogi lanumeamata
ma lanumoli," 'o le tala lea a Elena.
"Ae e lē 'o iai se vali lanumeata ma le lanumoli.
Na fa'apēfea ona 'e faia?"



"E mafai ona 'e fa'asino mai le faiga?"
na fesili atu ai Sio.
Na lue atu le ulu o Alisa ma fa'asino loa
le faiga o togitogi lanumoli
i le tino o le pepe lanusāmasama.




“Ua ‘e nofo lava ‘oe ma iloilo le faiga o se lanu,”
‘ua fai atu ai Carla.
“‘Ioe!” ‘o le tali fiafia ma le mimita lea a Alisa,
i ana pepe ofofofogia.



Spotted Butterflies

Carmen Scanlan-Toti



This book is for shared reading with students.

Teacher and audio support for this text is available online at
<http://literacyonline.tki.org.nz/Pasifika-dual-language-books>

Published 2017 by the Ministry of Education,
PO Box 1666, Wellington 6140, New Zealand.
www.education.govt.nz

First published as *‘O Pepe Pulepule*
and *Spotted Butterflies* in the Participation series

English text copyright © Carmen Scanlan-Toti 2005
Gagana Sāmoa text and illustrations copyright © Crown 2005

All rights reserved.
Enquiries should be made to the publisher.

Publishing services: Lift Education E Tū
Editors: Galumalemana Afeleti L. Hunkin and Don Long
Designer: Liz Tui Morris

ISBN 978 1 77669 008 4 (print)
ISBN 978 1 77669 009 1 (online)

Replacement copies may be ordered from Ministry of Education Customer Services,
online at www.thechair.minedu.govt.nz
by email: orders@thechair.minedu.govt.nz
or freephone 0800 660 662, freefax 0800 660 663.

Please quote item number 69008.

Spotted Butterflies

by
Carmen Scanlan-Toti

illustrations by
Jennifer Lautusi



“Today, we are going to do finger-painting,”
said Carla.
Alisa was excited.
She loved finger-painting!




Carla passed out little tins of paint.
“I hope there’s orange,” Alisa thought.
Orange was her favourite colour.




“Carla, I want to make an orange butterfly.
Is there any orange, please?” asked Alisa.
“I’m sorry, Alisa.
There isn’t any orange paint,”
Carla told her.






“Carla, can you help me with my shirt?”
asked Elena.
Carla went to help her.




Alisa decided to try yellow.
She dipped her finger
in the yellow paint
and drew a butterfly.



“This is too plain,” Alisa thought.
“Maybe I should add some blue spots.”



But when she did, she got a surprise.
The blue spots turned green!
Alisa gasped.




Alisa painted another yellow butterfly.
Then she tried adding some red spots.



Alisa gasped again.
This time, the butterfly had orange spots!



On her fingers, there was yellow,
blue, and red paint.
But on her butterflies,
there were green and orange spots.
Alisa thought really hard.





“Carla, when I mix yellow and blue together,
I get green, and when I mix yellow and red,
I get orange!”

Everyone came over to look.

“Alisa, you’ve got green and orange spots,” said Elena.

“But there isn’t any green or orange paint.
How did you do it?”



“Can you show me how to do it, too?” Sio asked.
Alisa nodded and showed them how to make
orange spots on a yellow butterfly.



“You’ve figured out how to make a colour,” said Carla.
“Yeah!” Alisa smiled proudly,
as she looked at her amazing butterflies.