


Tau Pepe Pulepule

Carmen Scanlan-Toti



Ko e tohi nei ke totou auloa mo e tau fānau aoga.

Ko e faiaoga mo e tau lagomatai hila ma e tau kupu nei hahā he
<http://literacyonline.tki.org.nz/Pasifika-dual-language-books>

Lolomi fakapūloa he Faahi Gahua Fakaako he 2016,
Puha Fakahūtohi 1666, Ueligitoni 6140, Niu Silani.
www.education.govt.nz

Lolomi fakapūloa fakamua ko e *Tau Pepe Pulepule*
mo e *Spotted Butterflies* he fakaholoaga tohi he Participation

Kaupāaga tonuhia he vagahau Pālagi © Carmen Scanlan-Toti 2005
Kaupāaga tonuhia he vagahau Niue © Fakatufono 2005
Kaupāaga tonuhia he tau fakatino tā © Fakatufono 2005

Taofimau e tau tonuhia oti.
Fakailoa atu ke he matakau lolomi e tau manako oti.

Tau gahua lolomi: Lift Education E Tū
Tau tagata fakatonutonu: Don Long mo Granby Siakimotu
Tagata fakamaopopo: Liz Tui Morris

ISBN 978 0 478 16606 4 (lolomi)
ISBN 978 0 478 16607 1 (laini-hila)

Maeke e tau pepa huhui ke moua mai he Ministry of Education Customer Services,
i luga he laini-hila he www.thechair.minedu.govt.nz
he meli-hila: orders@thechair.minedu.govt.nz
po ke telefoni ai fai tologi 0800 660 662, fakafano fekau ai fai tologi 0800 660 663.

Fakamolemole tohi e numela he koloa 16606.

Tau Pepe Pulepule

tohia e
Carmen Scanlan-Toti

tau fakatino tā e
Jennifer Lautusi

fakaliliu e
Tutagaloa Tose Tuhipa



Faahi Gahua Fakaako

“Vali fakatino matalima a tautolu he aho nei,”
he vagahau atu e Carla.
Ne fiafia a Alisa.
Ko e feua mahuiga haana
e vali fakatino matalima!



Ne tufatufa fano e Carla
e tau tini vali ikiiki.
“Fai lanu fuamoli la nakai,”
he manamanatu e Alisa.
Mahuiga lahi e lanu fuamoli ki a ia.



“Carla, fia loto au ke vali e pepe lanu fuamoli.
Fai vali lanu fuamoli nakai, fakamolemole?”
he hūhū atu e Alisa.
“Fakaalofa hā ia, ma Alisa.
Nā kai fai vali lanu fuamoli,”
he talaage e Carla ki a ia.






“Carla, lagomatai lā a au
ke he haaku a tāpulu?”
he ole atu e Elena.
Ne finatu a Carla ke lagomatai.



Ti manatu a Alisa
ke fakatai e ia e vali ago.
Ne omoi hifo e ia e matalima
haana ki loto he vali ago
ti kamata a ia ke vali e pepe.



“Ko e pau hā ia,” he manatu e Alisa.
“Liga lata ke lafi ki ai
e falu pulepule lanu moana.”





Ko e magaaho ne taute pihia ai e ia,
ne ofomate a ia.
Kua faliu lanu laukou e tau pulepule!
Ne fakapuhaki a Alisa.




Vali ago e Alisa aki e
taha matalima haana
e pepe ke ua aki.
Ti lafi e ia ki ai e falu
pulepule kula.



Ne fakapuhaki foki a Alisa.
Ko e magaaho nei,
kua fai pullepule lanu fuamoli
tuai e pepe!




Ko e vali ago, vali lanu moana,
mo e vali kula he tau matalima haana.
Ka e pulepule lanu laukou
mo e lanu fuamoli e tau pepe.
Ne manamanatu fakalahi a Alisa.



“Carla, ka fio e au e ago mo e lanu moana
ti moua e au e lanu laukou,
ti ka fio e au e ago mo e kula
ti moua e au e lanu fuamoli!”

Kua omai oti e tau fānau aoga ke kitekite ki ai.
“Alisa, kua moua tai e koe e tau pulepule
lanu laukou mo e lanu fuamoli.
Ka e nā kai fai vali lanu fuamoli.
Taute fēfē ne fua e koe?”
he vagahau atu e Elena.



“Fakakite mai foki lā, ko e taute e koe fēfē?”
he hūhū atu e Sio.

Gakigaki e ulu ha Alisa ti fakakite age ki a lautolu
e pūhala ke taute aki e tau pulepule
lanu fuamoli ke he pepe ago.




Kua pehē atu a Carla,
“Haia kua iloa tuai e koe ke taute e taha lanu foki.”
“Ē!” he tali atu e Alisa,
ti mamali mo e fiafia e loto haana
he onono atu ke he tau pepe homo ue atu haana.



Spotted Butterflies

Carmen Scanlan-Toti



This book is for shared reading with students.

Teacher and audio support for this text is available online at
<http://literacyonline.tki.org.nz/Pasifika-dual-language-books>

Published 2016 by the Ministry of Education,
PO Box 1666, Wellington 6140, New Zealand.
www.education.govt.nz

First published as *Tau Pepe Pulepule*
and *Spotted Butterflies* in the Participation series

English text copyright © Carmen Scanlan-Toti 2005
Vagahau Niue text copyright © Crown 2005
Illustrations copyright © Crown 2005

All rights reserved.
Enquiries should be made to the publisher.

Publishing services: Lift Education E Tū
Editors: Don Long and Granby Siakimotu
Designer: Liz Tui Morris

ISBN 978 0 478 16606 4 (print)
ISBN 978 0 478 16607 1 (online)

Replacement copies may be ordered from Ministry of Education Customer Services,
online at www.thechair.minedu.govt.nz
by email: orders@thechair.minedu.govt.nz
or freephone 0800 660 662, freefax 0800 660 663.

Please quote item number 16606.

Spotted Butterflies

by
Carmen Scanlan-Toti

illustrations by
Jennifer Lautusi



“Today, we are going to do finger-painting,”
said Carla.
Alisa was excited.
She loved finger-painting!




Carla passed out little tins of paint.
“I hope there’s orange,” Alisa thought.
Orange was her favourite colour.




“Carla, I want to make an orange butterfly.
Is there any orange, please?” asked Alisa.
“I’m sorry, Alisa.
There isn’t any orange paint,”
Carla told her.






“Carla, can you help me with my shirt?”
asked Elena.
Carla went to help her.




Alisa decided to try yellow.
She dipped her finger
in the yellow paint
and drew a butterfly.




“This is too plain,” Alisa thought.
“Maybe I should add some blue spots.”



But when she did, she got a surprise.
The blue spots turned green!
Alisa gasped.




Alisa painted another yellow butterfly.
Then she tried adding some red spots.



Alisa gasped again.
This time, the butterfly had orange spots!





On her fingers, there was yellow,
blue, and red paint.
But on her butterflies,
there were green and orange spots.
Alisa thought really hard.



“Carla, when I mix yellow and blue together,
I get green, and when I mix yellow and red,
I get orange!”

Everyone came over to look.
“Alisa, you’ve got green and orange spots,” said Elena.
“But there isn’t any green or orange paint.
How did you do it?”



“Can you show me how to do it, too?” Sio asked.
Alisa nodded and showed them how to make
orange spots on a yellow butterfly.



“You’ve figured out how to make a colour,” said Carla.
“Yeah!” Alisa smiled proudly,
as she looked at her amazing butterflies.