

5.27 Water target vocabulary – same or different?

<p>Topic: Weather Subtopic: Water Activity type/skill: Equations Literacy focus: Vocabulary</p>

Objective

- Process the meaning of target vocabulary.


What you need

- Student worksheet (see next page)

What to do

1. Have students work in pairs using one student worksheet.
2. Suggest that one of them reads or describes what is in the box on the left and the other does the same for the box on the right.
3. They have to decide if both sides mean the same. If they think they are the same, they tick the circle. If they think they mean different things, they put a cross in the circle.
4. Encourage discussion – decisions must be justified.


Activity twenty-seven




an energetic person



fresh vegetables




a continuous line



a stormy night




noisy neighbours




freezing cold




electric lights



an explosion



floating in the air



a fierce wind

a very strong wind

